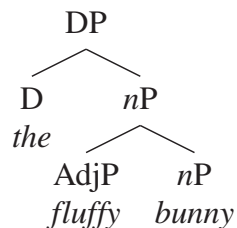
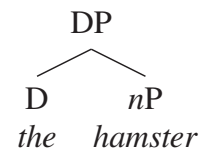


Questions. For the sentences below, **draw the structure of the sentence**. Where something moves, **draw an arrow from the trace to its next position**. Mark [*u*clause-type:] and [*u*wh*] features, and show how they are checked/valued by drawing a line between the heads that have the matching features. You need not mark the other features.

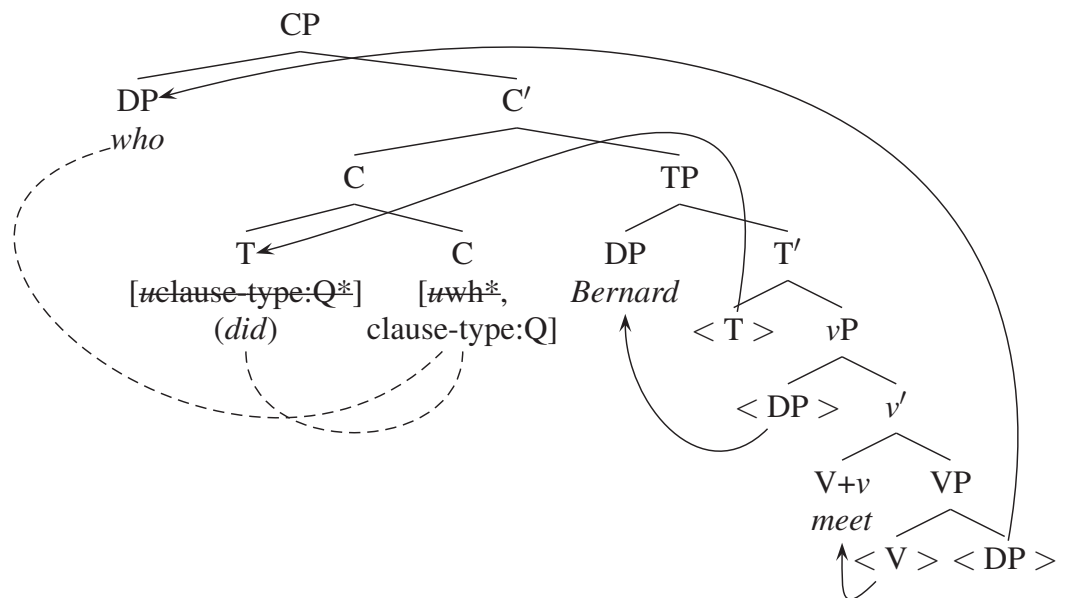
Triangles/shortcuts: Except where there is something “interesting” inside DP, you do not need to draw out the full internal structure. If there is a pronounced D, you should draw the D, but the *n*P can be drawn with a triangle (possibly implicit). Proper names can be written as DP with a triangle (possibly implicit). You should still draw adjuncts out (to show they’re adjoined). You can write “V+v” or “N+n” instead of drawing the full complex heads, but you still need to draw the movement arrow. Where T has moved to C, best to draw the complex head so that you can show where the clause-type features are. Examples are below.



DP
Bernard



Example: *Who did Bernard meet?*



- (1)
 - a. Which book did Igor read?
 - b. Who was introduced to Pat?
 - c. Did the boat sink?
 - d. When did Pat find the note?
 - e. Who appears to have left early?
 - f. Who should we ask to leave?
 - g. They asked if the boat sank.
 - h. They seem to know who I should meet.