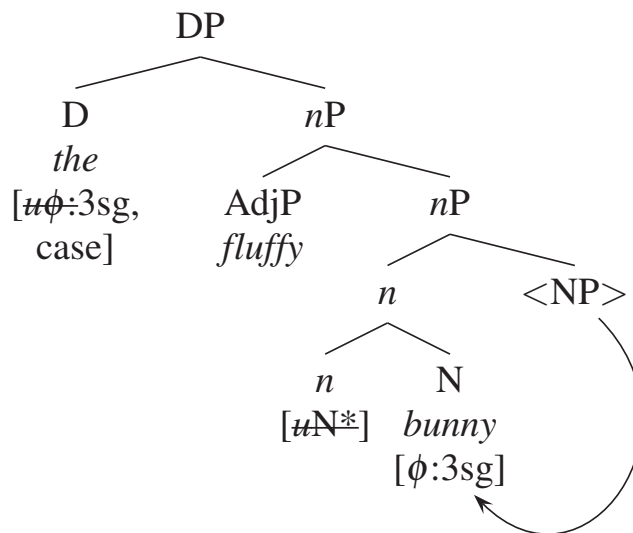


1. Some little *n*Ps For each of the DPs below, draw the full structure, including DP, *n*P, NP, and including any movement. Indicate what happens with at least the features [$u\phi$:], [uN^*], [case], [nom], [acc], [gen], as appropriate.

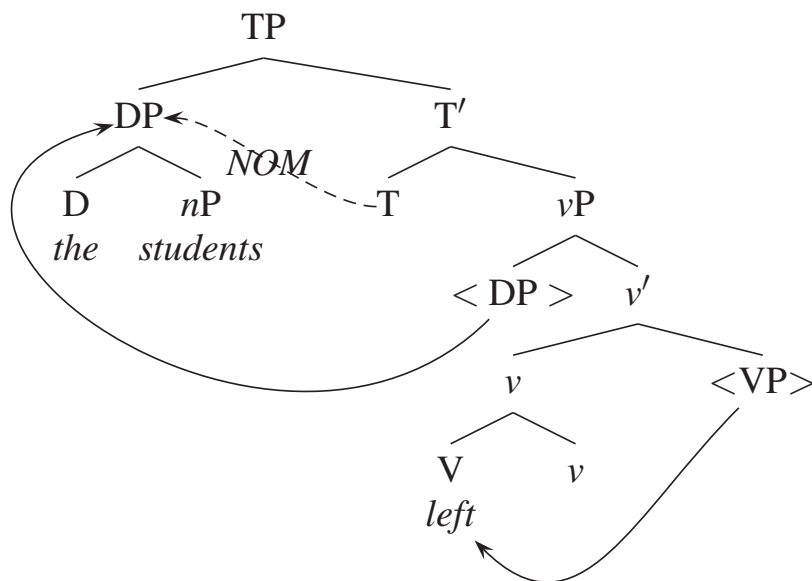
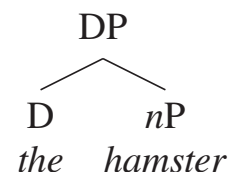
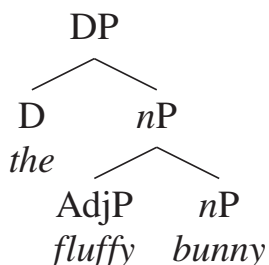


- (1) a. their homework
b. bars of chocolate
c. my old computers
d. their disposal of Pat's old computers

But wait! There's more! Turn the paper over, there's stuff on the back.

2. Trees. For each of the sentences a–c, **draw the structure of the sentence, and indicate the case of each DP** (nominative, genitive, null, *of*, or accusative) **with an arrow from the head that values the case feature.** Just like on the previous homework. **Where something moves, draw an arrow from the trace to its next position.**

Triangles and DP: Except where there is something interesting inside DP, you are now excused from drawing out the full internal structure. Proper names can be written as DP with a triangle (and the triangle can be implicit). If there is a pronounced D, you should draw the D, but the *nP* can be drawn with a triangle (possibly implicit). You should still draw adjuncts to *nP* (as below), and where something would have been in *SpecnP* (such as an Agent), draw out the *nP* as before (so it is clear where the Agent was).



Example. The students left.

- (2) a. The runaway hamster has arrived in Alaska.
- b. Reese will be cooking dinner.
- c. Presents have been put in the garage.