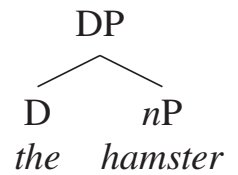
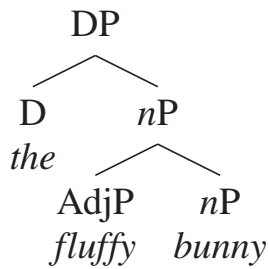
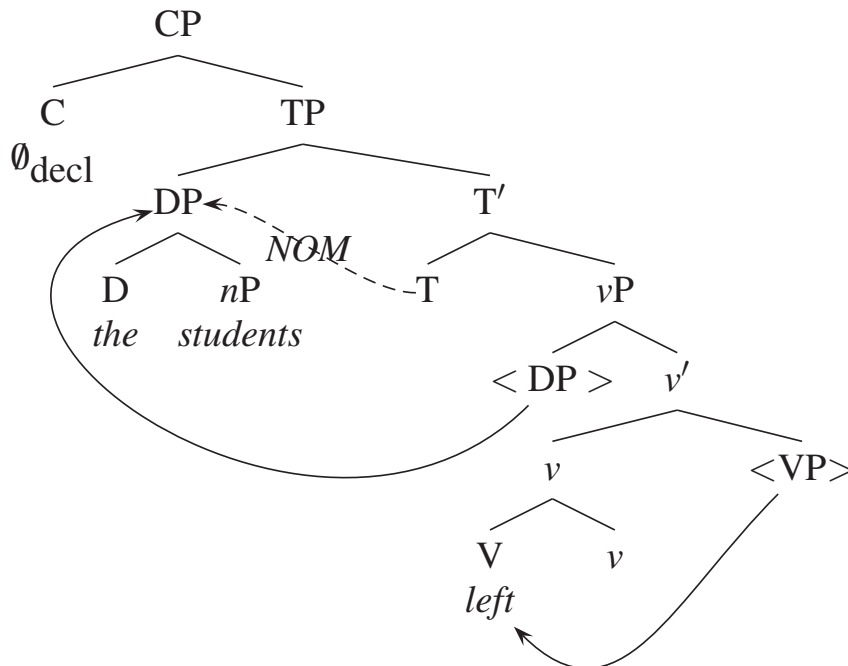


1. Trees. For each of the sentences a–d, **draw the structure of the sentence, and indicate the case of each DP** (nominative, genitive, null, *of*, or accusative) **with an arrow from the head that values the case feature.** Just like on the previous homework. **Where something moves, draw an arrow from the trace to its next position.**

Triangles and DP: Except where there is something interesting inside DP, you are now excused from drawing out the full internal structure. Proper names can be written as DP with a triangle (and the triangle can be implicit). If there is a pronounced D, you should draw the D, but the *nP* can be drawn with a triangle (possibly implicit). You should still draw adjuncts to *nP* (as below), and where something would have been in *SpecnP* (such as an Agent), draw out the *nP* as before (so it is clear where the Agent was).



Example. The students left.



- (1) a. The gifts appear to have been moved to the basement.
- b. My sister tried to cook an omelette.
- c. I expected Chris to be ordering pizza.
- d. The villain's unmasking was filmed by a pedestrian.