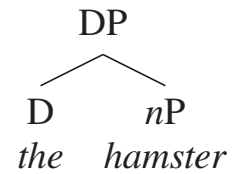
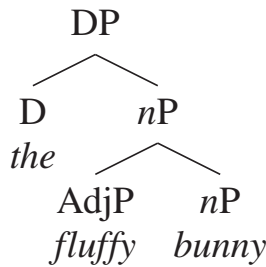
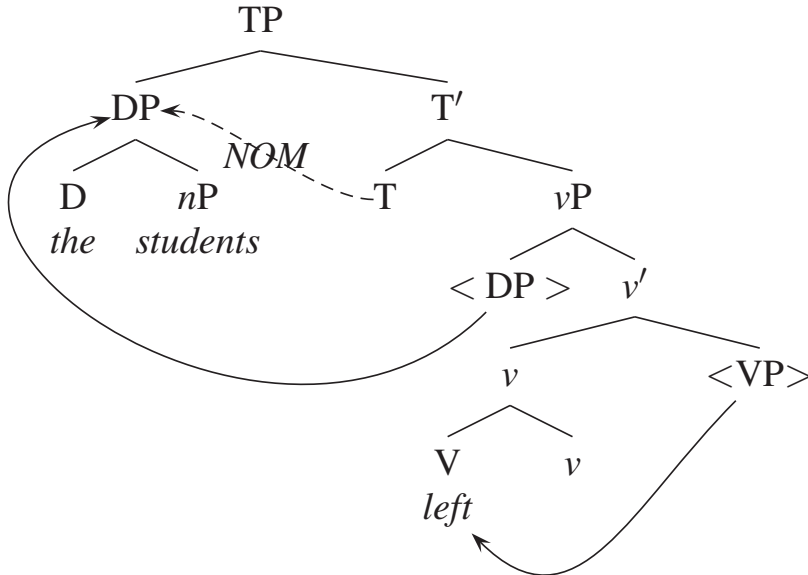


1. Trees. For each of the sentences a–e, **draw the structure of the sentence, and indicate the case of each DP** (nominative, genitive, null, *of*, or accusative) **with an arrow from the head that values the case feature.** Just like on the previous homework. **Where something moves, draw an arrow from the trace to its next position.**

Triangles and DP: Except where there is something interesting inside DP, you are now excused from drawing out the full internal structure. Proper names can be written as DP with a triangle (and the triangle can be implicit). If there is a pronounced D, you should draw the D, but the *nP* can be drawn with a triangle (possibly implicit). You should still draw adjuncts to *nP* (as below), and where something would have been in *SpecnP* (such as an Agent), draw out the *nP* as before (so it is clear where the Agent was).



Example. The students left.



- (1) a. The runaway hamster has arrived in Alaska.
- b. The hamster's running was reported.
- c. Reese will be cooking dinner.
- d. You should not miss Reese's cooking of the peas.
- e. Presents have been put in the garage.